

A large green and blue crayon is positioned at the top left, with a black squiggly line extending from its tip towards the center of the page.


# Welcome to Mossley CE Primary School

New Entrants Information Meeting  
May 2021

A blue wavy line starts from the left side of the page and ends at a blue and green crayon on the right side.



# Meet the Team



- Mrs Helen Harrison - Head Teacher
- Mrs Lindsay Swift - Assistant Head and EYFS Lead




Mrs Fox  
Teaching  
Assistant



Miss Luke  
EYFS Teacher





Miss Bailey  
Teaching  
Assistant






# The Start of a New and Exciting Journey



# The Induction Process

- Whole day induction (1/2 class) **1<sup>st</sup> and 2<sup>nd</sup> July**
- Children to walk down infant path (which will be marked) then into reception via their play area. For the induction session please bring a named water bottle and snack.
- Collect from the same place. Just as will happen in September.



Class organisation - DOB split





# A Typical Day in Reception

- **Arrive 9:00** - 9:20 Registration
- 9:20 - 9:45 Phonics
- 9:45 - 11:45 - Structured Learning
- 11:45 - 1:00 Lunch
- 1:00 - 1:30 Registration and Maths
- 1:30 - 2:45 - Structured Learning
- 2:45 - 3:00 afternoon play - outside - fruit and milk
- 3:00 - 3:30 Story time
- **3:30 Home time**








# What Will My Child Need?



- School Uniform -All available from DP Sportswear
- Reading Wallet - this will be sufficient to carry everything - no other bag will be required.
- Wellies -labelled in a bag (to stay in school)
- Dinners -login - September



# School Dinners








# Communication Three Way Partnership





- Please let us know of any changes
- Absences
- Reading diary
- Open Door Policy- depending on COVID!
- Newsletter
- Letters
- Tapestry- online learning journal
- Class Dojo
- Parents' Evenings
- Meet the Teacher meeting (September)
- Information Evenings (during the year)









P.T.A




# FABS

- Before and after school club



# Rev. Ian Enticott



## Holy Trinity Church, Mossley





# Top Ten Tips!

- be able to fasten/zip/pull the sleeves through on their coat/cardigan/jumper
- dress and undress themselves
- use a knife and fork
- be able to go to the toilet and manage personal hygiene
- count carefully - up to 10- e.g going up and down stairs
- recognise their name in order to find their own tray/peg/bag
- hold a pencil effectively
- show an interest in the world around them- ask questions, answer questions- engage in conversation
- share toys and experience playing games that require turn taking
- write their first name






# Other Tips



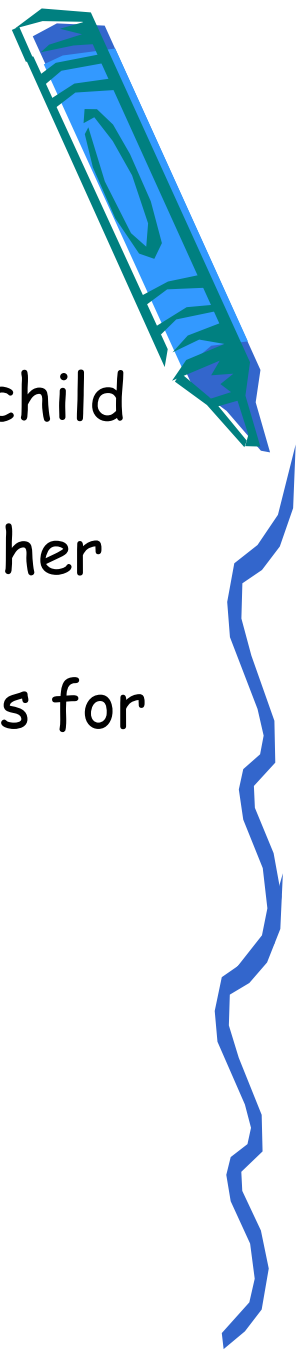
- Label everything!
- Don't worry quietly.
- Exciting- enjoy watching your child on this journey.
- Get involved - P.T.A, come and help.
- Look at our Mossley website

<http://www.mossleyce.cheshire.sch.uk/>





# Finally.....



- Enjoy - it is an exciting time - watching your child grow and achieve.
- The team are now meeting with Pre-school/other settings.
- If you have specific information/requirements for your child please arrange a time to speak to/zoom/email the class teacher.
- SENDCO - Mrs Mel Schofield  
[senco@mossleyce.cheshire.sch.uk](mailto:senco@mossleyce.cheshire.sch.uk)

Any questions...

